


KIPP DUBOIS CHARTER SCHOOL

2021-22 SCHOOL PROGRESS REPORT ON EDUCATION AND EQUITY

School Code | 3353 Sector | Charter Network | Charters
 Principal Name | Melissa Poorman
 Address | 5070 Parkside Ave
 Phone | - Website | kippphiladelphia.org/our-schools/kipp-dubois-collegiate-academy
 Report Type | High School Grades in Report | 9-12
 Admissions Category | Citywide With Criteria
 Turnaround Model | N/A
 Receives K8 Report | No
 Oct 1 Enrollment | 519

Student Enrollment and Demographics



- 0.0% American Indian / Alaskan Native
- 0.0% Asian
- 99.4% Black / African American
- 0.4% Hispanic / Latino
- 0.2% Multi Racial / Other
- 0.0% Native Hawaiian / Pacific Islander
- 0.0% White

552

Total Number of Students Served for 10+ Days Over the Year

31.4%

% Students with IEPs

0.0%

% English Learners

88.4%

% Economically Disadvantaged

Student Attendance

9.4%

% Students Attending at Least 95% of Instructional Days

37.5%

% Students Attending at Least 90% of Instructional Days

Score Level	Performance	Improvement	Level
Level 3			
Performance <i>At or Above Target in</i> 37.5 % 3 out of 8 Eligible Metrics			
Improvement Insufficient Data for Score			
Goal Performance (All Students)			
GOAL 4 % of 11th Graders Proficient on Algebra, Biology, & Literature Keystones Score: 11.4 % <i>-20.3 pts from 2021-2022 target</i> NOT MEETING no data prior year			
GOAL 5 % of 12th Grade Career and Technical Education (CTE) Students Meeting Industry Standards Data Unavailable			
	American Indian / Alaskan Native Insufficient Data for Score	Insufficient Data for Score	
	Asian Insufficient Data for Score	Insufficient Data for Score	
	Black / African American Insufficient Data for Score	Insufficient Data for Score	
	Hispanic / Latino Insufficient Data for Score	Insufficient Data for Score	
	Multi Racial / Other Insufficient Data for Score	Insufficient Data for Score	
	Native Hawaiian / Pacific Islander Insufficient Data for Score	Insufficient Data for Score	
	White Insufficient Data for Score	Insufficient Data for Score	
	English Learners Insufficient Data for Score	Insufficient Data for Score	
	Students with IEPs Insufficient Data for Score	Insufficient Data for Score	
	Economically Disadvantaged Insufficient Data for Score	Insufficient Data for Score	

- Meeting Target
- Not Meeting Target

College & Career: Every Student Graduates Ready for College and Careers

Goal 4 - Keystone Proficiency

School Code | 3353 School Name | KIPP DuBois Charter School

Goal 4: The percentage of students who are proficient on all three state high school assessments (Algebra, Literature, and Biology) by the end of their 11th grade year will grow from 26.1% in August 2019 to 52.0% by August 2026.

% of 11th Graders Proficient on Algebra, Biology, & Literature Keystones

All Students, 132 students

Score: 11.4 %



2021-2022 Target: 31.7 %

-20.3 pts from target

2025-2026 Goal: 52.0 %

-40.6 pts from target

NOT MEETING

no data prior year



- Meeting Target
- Not Meeting Target

American Indian / Alaskan Native

Insufficient Sample

Asian

Insufficient Sample

Black / African American, 132 students

Score: 11.4 %

-20.3 pts from target

NOT MEETING

no data prior year



Hispanic / Latino

Insufficient Sample

Multi Racial / Other

Insufficient Sample

Native Hawaiian / Pacific Islander

Insufficient Sample

White

Insufficient Sample

English Learners

Insufficient Sample

Students with IEPs, 35 students

Score: 0.0 %

-31.7 pts from target

NOT MEETING

no data prior year



Economically Disadvantaged, 111 students

Score: 9.9 %

-21.8 pts from target

NOT MEETING

no data prior year



College & Career: Every Student Graduates Ready for College and Careers

Goal 5 - Career and Technical Education

Graduation and College Readiness

School Code | 3353 School Name | KIPP DuBois Charter School

Goal 5: The percentage of Career and Technical Education (CTE) students who pass an industry standards-based competency assessment by the end of their 12th grade year will grow from 54.5% in August 2019 to 80.0% in August 2026.

% of 12th Grade CTE Students Meeting Industry Standards

All Students

Data Unavailable

AP, IB, or Dual Enrollment Course Metrics

3.3 %

% of Students Meeting Standard on AP Exam, on IB Exam, or in Dual Enrollment Course by End of 12th Grade

12.4 %

% of Students Participating in but Not Meeting Standard on AP Exam, IB Exam, or Dual Enrollment Course by the End of 12th Grade

84.3 %

% of Students Not Participating in AP Exam, IB Exam, or Dual Enrollment Course by the End of 12th Grade

Other Key Metrics

91.2 %

Ninth-Grade On-Track Rate

47.4 %

First-Fall Matriculation

76.0 %

% of Students Completing the FAFSA by End of 12th Grade

- Meeting Target
- Not Meeting Target

College & Career: Every Student Graduates Ready for College and Careers

Graduation and College Readiness

School Code | 3353 School Name | KIPP DuBois Charter School

Four-Year Cohort Graduation Rate

All Students, 109 students

Score: 96.3 %



2021-2022 Target: 87.7 %

8.6 pts above target

2025-2026 Goal: 90.0 %

6.3 pts above target



- Meeting Target
- Not Meeting Target

American Indian / Alaskan Native

Insufficient Sample

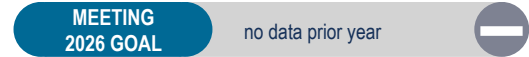
Asian

Insufficient Sample

Black / African American, 107 students

Score: 96.3 %

8.6 pts above target



Hispanic / Latino

Insufficient Sample

Multi Racial / Other

Insufficient Sample

Native Hawaiian / Pacific Islander

Insufficient Sample

White

Insufficient Sample

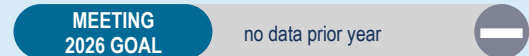
English Learners

Insufficient Sample

Students with IEPs, 28 students

Score: 92.9 %

5.2 pts above target



Economically Disadvantaged

Insufficient Sample

College & Career: Every Student Graduates Ready for College and Careers

Graduation and College Readiness

School Code | 3353 School Name | KIPP DuBois Charter School

Four-Year Cohort Drop-Out Rate

Four-Year Cohort Continuation Rate

All Students

0 out of 109 students

Score: 0.0%

All Students

4 out of 109 students

Score: 3.7%

American Indian / Alaskan Native

Insufficient Sample

American Indian / Alaskan Native

Insufficient Sample

Asian

Insufficient Sample

Asian

Insufficient Sample

Black / African American

0 out of 107 students

Score: 0.0%

Black / African American

4 out of 107 students

Score: 3.7%

Hispanic / Latino

Insufficient Sample

Hispanic / Latino

Insufficient Sample

Multi Racial / Other

Insufficient Sample

Multi Racial / Other

Insufficient Sample

Native Hawaiian / Pacific Islander

Insufficient Sample

Native Hawaiian / Pacific Islander

Insufficient Sample

White

Insufficient Sample

White

Insufficient Sample

English Learners

Insufficient Sample

English Learners

Insufficient Sample

Students with IEPs

0 out of 28 students

Score: 0.0%

Students with IEPs

2 out of 28 students

Score: 7.1%

Economically Disadvantaged

Insufficient Sample

Economically Disadvantaged

Insufficient Sample

Climate, Culture & Opportunity

Guardrail 1 - Welcoming and Supportive Schools

School Code | 3353 School Name | KIPP DuBois Charter School

Guardrail 1: Every school will be a safe, welcoming and healthy place where our students, staff and community want to be and learn each day. This means that our schools will be: 1) environmentally safe and clean; and 2) spaces with inclusive climates that provide students with access to robust social, emotional, and mental health supports.

School Climate Score

Score: 7.6



2021-2022 Target: 7.0
0.6 pts above target

2025-2026 Goal: 7.0
0.6 pts above target



School Climate Survey

7.1/10
Student Rating

8.5/10
Parent Rating

Insufficient Sample
Teacher Rating

School Instruction Score

Score: 8.0



2021-2022 Target: 8.0
at target

2025-2026 Goal: 8.0
at target



School Instruction Survey

8.3/10
Student Rating

7.6/10
Parent Rating

Insufficient Sample
Teacher Rating

- Meeting Target
- Not Meeting Target

 **Not Applicable**

School Has at Least 2 Behavioral/Mental Health Support FTEs per 500 Students

Climate, Culture & Opportunity

Guardrail 1 - Welcoming and Supportive Schools

School Code | 3353 School Name | KIPP DuBois Charter School

Guardrail 1: Every school will be a safe, welcoming and healthy place where our students, staff and community want to be and learn each day. This means that our schools will be: 1) environmentally safe and clean; and 2) spaces with inclusive climates that provide students with access to robust social, emotional, and mental health supports.

% of Students Attending at Least 95% of Instructional Days	% of Students Attending	
<p>All Students: 552 Students</p> <p style="text-align: center;">Score: 9.4 %</p> <p>2021-2022 Target: 52.9 % -43.5 pts from target</p> <p>2025-2026 Goal: 60.0 % -50.6 pts from target</p> <p>NOT MEETING no data prior year</p>	<p>Greater Than 95% of Instructional Days 9.4 %</p>	<p>90-95% of Instructional Days 28.1 %</p>
<p>All Students: 552 Students</p> <p style="text-align: center;">Score: 37.5 %</p> <p>2021-2022 Target: 82.3 % -44.8 pts from target</p> <p>2025-2026 Goal: 94.0 % -56.5 pts from target</p> <p>NOT MEETING no data prior year</p>	<p style="text-align: center;">Additional Metrics</p>	
	<p style="text-align: center;">Not Applicable</p> <p style="text-align: center;"><i>% of Teachers Attending at Least 95% of Work Days (Cumulative)</i></p>	<p style="text-align: center;">Not Applicable</p> <p style="text-align: center;"><i>Teacher Annual Retention</i></p>
	<p style="text-align: center;">Not Applicable</p> <p style="text-align: center;"><i>% of Teachers Receiving a Proficient MMS Rating</i></p>	<p style="text-align: center;">Not Applicable</p> <p style="text-align: center;"><i>% of Teachers Receiving a Distinguished MMS Rating</i></p>

- Meeting Target
- Not Meeting Target

Climate, Culture & Opportunity

Guardrail 2 - Enriching and Well-rounded School Experiences

Guardrail 3 - Partnering with Parents / Family Members

School Code | 3353 School Name | KIPP DuBois Charter School

Guardrail 2: Every student will have a well-rounded education with co-curricular opportunities, including arts and athletics, integrated into the school experience.

Guardrail 3: Every parent and guardian will be welcomed and encouraged to be partners in their child's school community.

% of Students Participating in Co-Curricular / Athletics Activities

*% of Students
Participating in Co-
Curricular / Athletics
Activities*

Data Unavailable

School Relationship Score

Score: 7.9



2021-2022 Target: 8.0

-0.1 pts from target

NOT MEETING

no data prior year



Additional Metrics

Not Applicable



School Has a SAC/Parent Advisory Group

Not Applicable



School Has a SAC/Parent Advisory Group That Meets Regularly

Not Applicable



Number of SAC/Parent Advisory Group Meetings

- Meeting Target
- Not Meeting Target

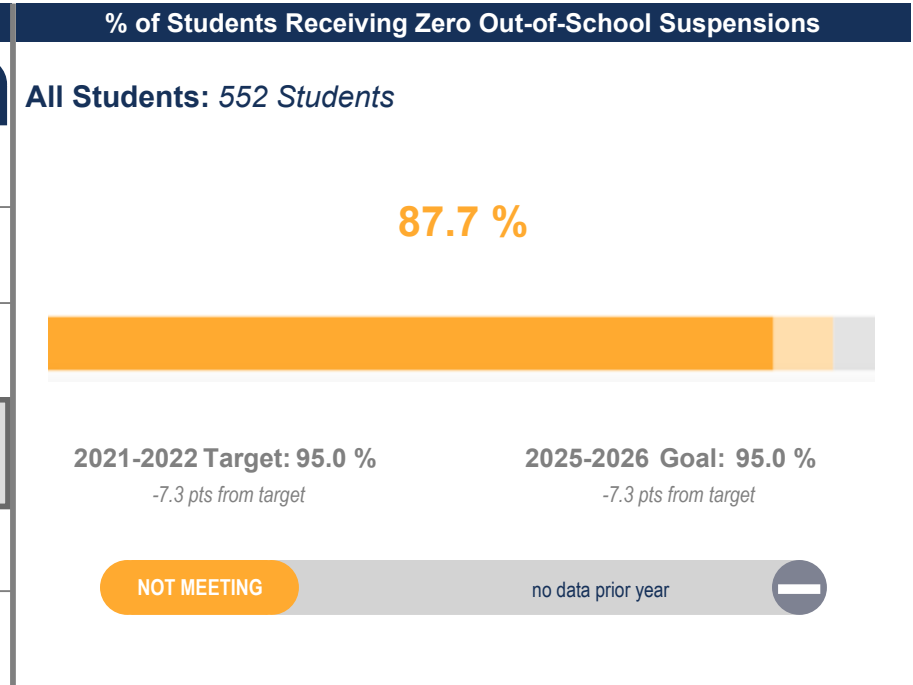
Climate, Culture & Opportunity

Guardrail 4 - Addressing Racist Practices

School Code | 3353 School Name | KIPP DuBois Charter School

Guardrail 4: Our students' potential will not be limited by practices that perpetuate systemic racism and hinder student achievement.

Suspension Disproportionality			
	% of Enrollment (Total Enrollment)		% of Suspensions Given to Each Subgroup
All Students	(519)		
American Indian / Alaskan Native	0.0 %	(0)	0.0 %
Asian	0.0 %	(0)	0.0 %
Black / African American	99.4 %	(516)	100.0 %
Hispanic / Latino	0.4 %	(2)	0.0 %
Multi Racial / Other	0.2 %	(1)	0.0 %
Native Hawaiian / Pacific Islander	0.0 %	(0)	0.0 %
White	0.0 %	(0)	0.0 %
English Learners	0.0 %	(0)	0.0 %
Students with IEPs	31.4 %	(163)	25.3 %
Economically Disadvantaged	88.4 %	(459)	84.8 %



Disproportionality in AP, IB, and Dual Enrollment Courses

All Students	Black / African American	Hispanic / Latino
46.3 %	45.4 %	100.0 %

- Meeting Target
- Not Meeting Target